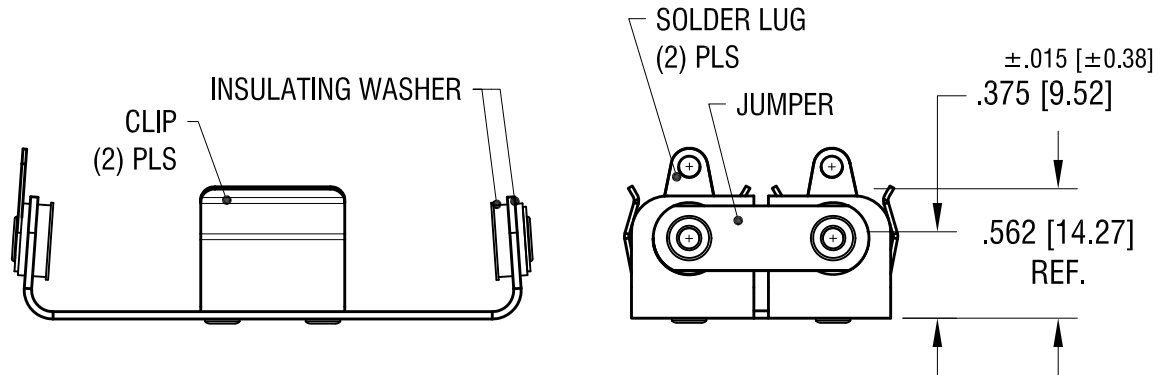
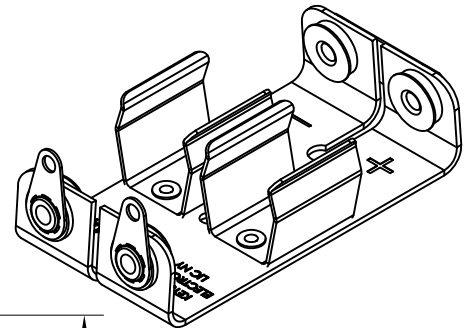
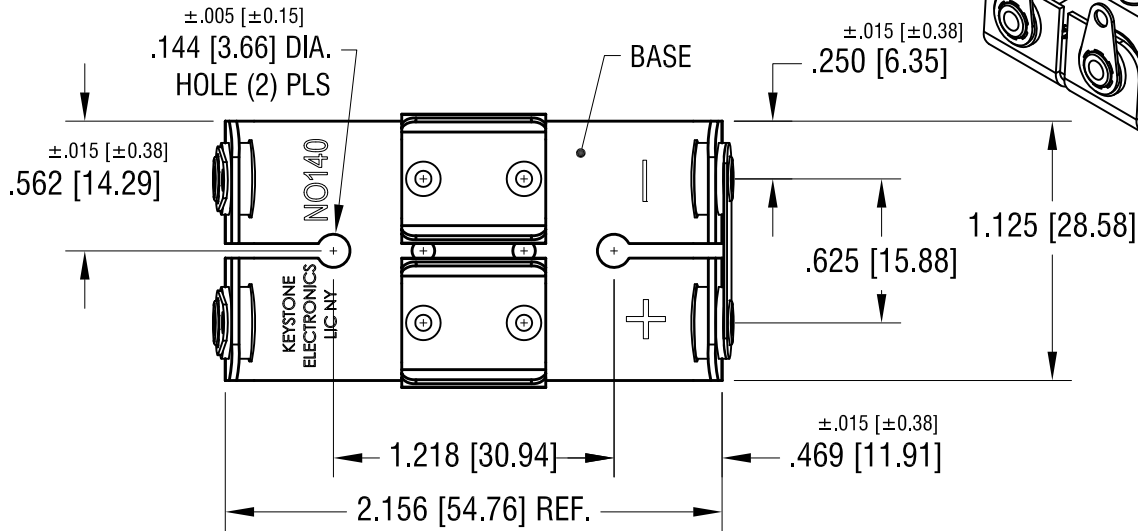


THIS DOCUMENT IS THE PROPERTY OF
KEYSTONE ELECTRONICS CORP. AND
SHALL NOT BE REPRODUCED, DISTRIBUTED
OR USED AS A BASIS FOR MANUFACTURE
WITHOUT PRIOR WRITTEN PERMISSION
FROM KEYSTONE ELECTRONICS CORP.

ACTUAL SIZE



NOTES:

1. BASE: MAT'L - .032 [.81] TH'K ALUMINUM
2. CLIP: MAT'L - .020 [.50] TH'K ALUMINUM
3. SOLDER LUG: MAT'L - BRASS
FINISH - TIN PLATE
4. JUMPER: MAT'L - BRASS
FINISH - TIN PLATE

9.17.15	CHANGE AS PER ECN 15-102	A
DATE	DESCRIPTION	REV.

KEYSTONE ELECTRONICS CORP.			
www.keyelco.com • ASTORIA, N.Y. 11105-2017 • Tel (718) 956-8900			
PART NAME			
BATTERY HOLDER (2) 'AA'			
MATERIAL			
AS NOTED			
FINISH		DRN BY	DATE
AS NOTED		BOONE	7.9.07
		APP'D	SCALE
		LN	1.2X
TOLERANCES	INCH [MM]	CODE	DWG NO.
DECIMAL	± .010 [± 0.25]	C	
ANGULAR	± 1°		
UNLESS OTHERWISE SPECIFIED			
			146