



## **Important notes about Classic Panel Mount Indicator Catalog Pages**

### **SCROLL DOWN TO VIEW CATALOG PAGE**

This catalog page is out-of-print and is used with the understanding that the information shown could be out-of-date. In many cases, part numbers shown on this page are discontinued. Most notably, many "Complete Assembly" parts, which consist of a cap and a base, can no longer be ordered by the 14-digit ordering code. To obtain these parts, please order the cap and base part numbers separately. This process provides the components contained with the original "Complete Assembly" part number.

All Dialight Classic Panel Mount Indicators need a leading 3-digit numerical series. In some cases, this catalog will show a 2-digit series. In this case, please add a leading zero. For example, 81-0211-300 becomes 081-0211-300.

Part numbers listed on Dialight catalog pages designate parts with Red lenses. For ordering lens colors other than red, consult the chart below. In most cases, the color is dictated by the 7<sup>th</sup> digit. For example, 095-0932-003 for a green cap.

Lens Colors	
1 - Red	5 - White
2 - Green	6 - Light Yellow
3 - Yellow	7 - Clear
4 - Blue	

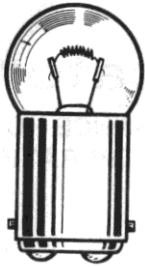
[Click here for a cross reference guide to assembly part numbers.](#)

[Click here to view Frequently Asked Questions concerning Panel Mount Indicators.](#)

### **SCROLL DOWN TO VIEW CATALOG PAGE**

# Large Incandescent Indicators

FOR MOUNTING IN 1" CLEARANCE HOLE  
FOR 6 TO 32V OPERATION



G-6  
DOUBLE CONTACT  
BAYONET BASE

See lamp ratings  
on page K.


Recognized under the component  
program of Underwriters'  
Laboratories Inc.  
75W., 125V.



PER MIL-L-3661B

## MATERIALS AND FINISHES

- Mounting Bushing: Standard—brass, black nickel finish.
- Lens Holder and Knurled Flange Ring: Brass, black nickel finish.
- Mounting Nut: Brass, white nickel finish.
- Internal-tooth Lockwasher: Phosphor bronze, white nickel finish.
- Terminals: Solder — brass, hot tinned.

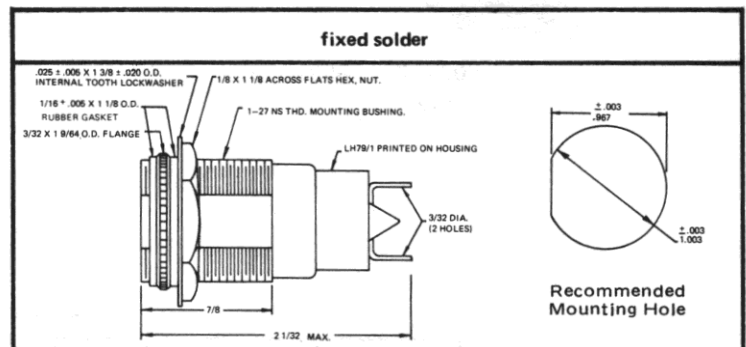


379-3404-0531-203  
Torpedo lens

378 SERIES  
379 SERIES  
380 SERIES  
381 SERIES

BASE PART NUMBER

WITH SCREW-ON LENS CAPS



(LH79/1) 378-3404-01-203

CAP PART NUMBERS	COMPLETE ASSEMBLY PART NUMBERS
<p><b>CONVEX</b> LC21 51-0131-203 transparent</p>	378-3404-0131-203
<p><b>TORPEDO</b> LC22 80-0531-203 transparent</p>	379-3404-0531-203
<p><b>CONVEX Mech. Dimmer</b> LC23 209-0131-203 Complete blackout LC24 210-0131-203 Semi-blackout</p>	380-3404-0131-203 381-3404-0131-203

Order complete with lamp to be assured of receiving the  
indicator light and correct lamp together for immediate use.