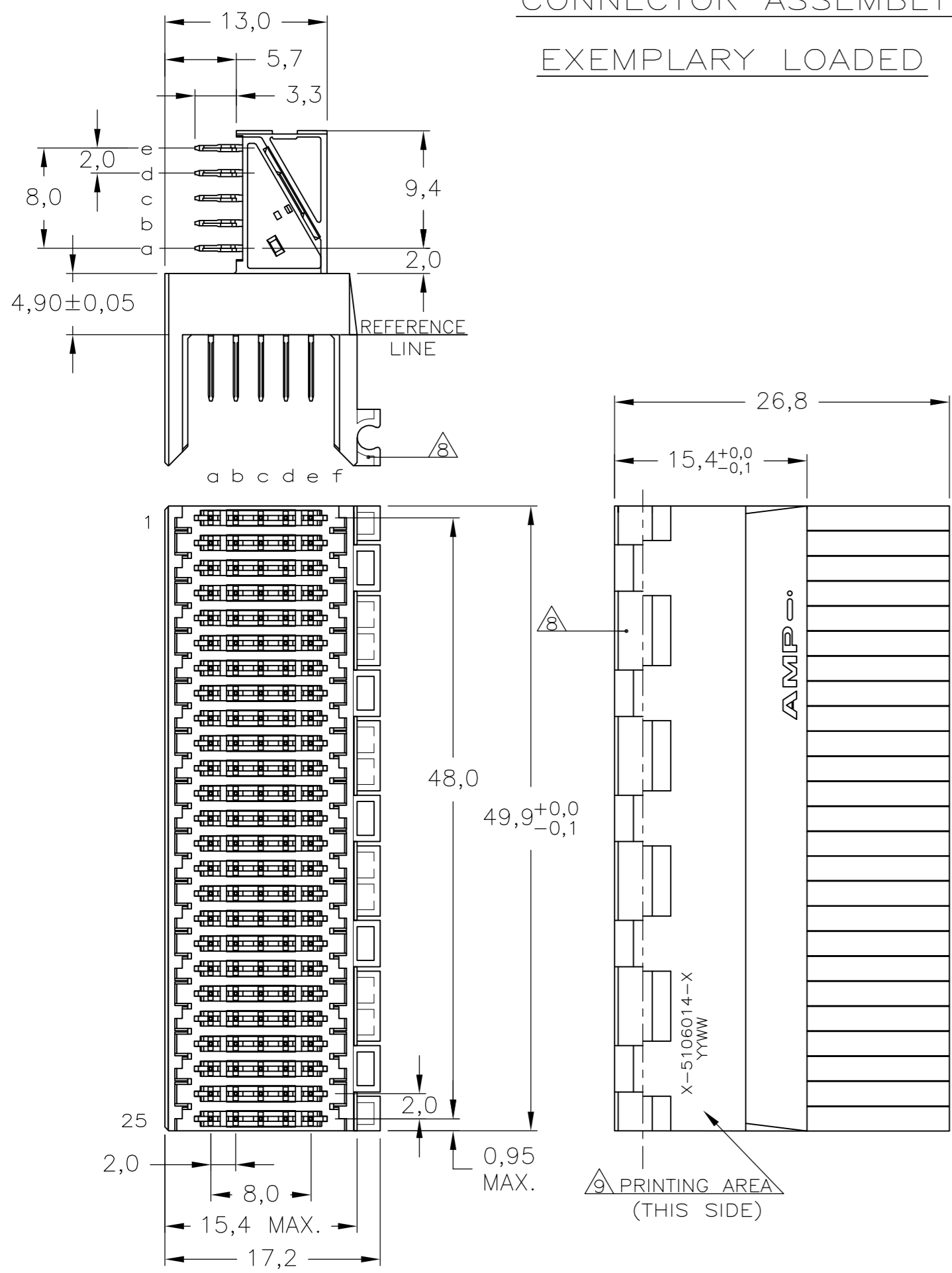
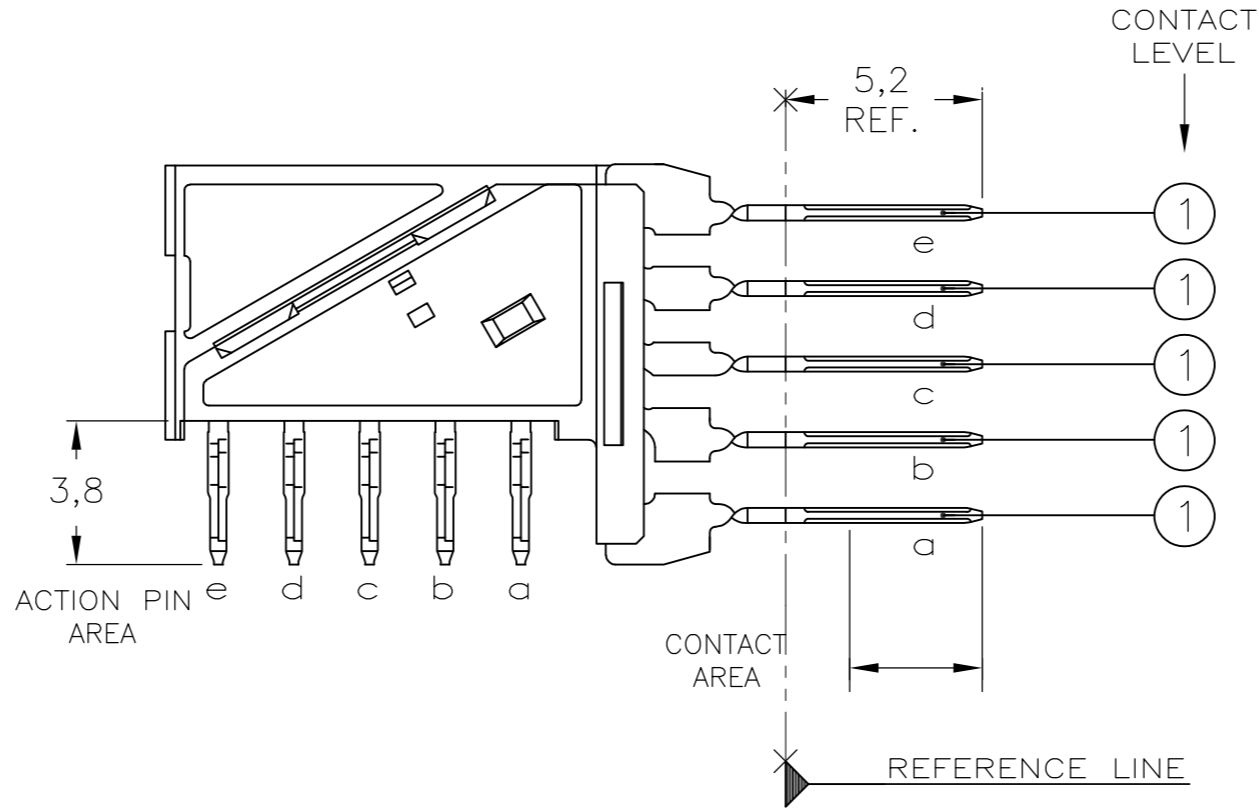


THIS DRAWING IS UNPUBLISHED. RELEASED FOR PUBLICATION
 © COPYRIGHT BY TYCO ELECTRONICS CORPORATION. ALL RIGHTS RESERVED.

CONNECTOR ASSEMBLY EXEMPLARY LOADED

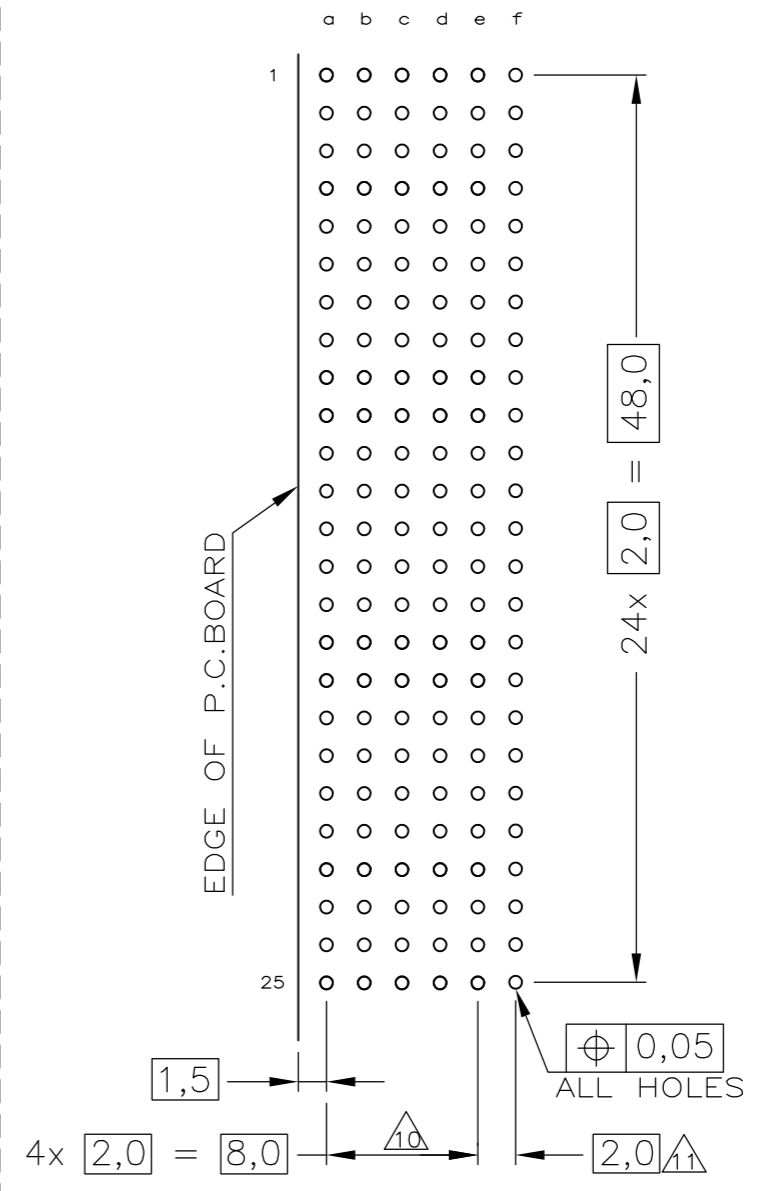


CONTACT DIMENSIONS



LOC	DIST	REVISIONS			
P	LTR	DESCRIPTION	DATE	DWN	APVD
B		EH10-0680-05	30MAY05	BSV	BM
B1		REVISED PER ECO-10-000444	19JAN10	KK	HMR
C		ECR-10-013652	10SEP10	JS	MQW

RECOMMENDED PCB-HOLE LAY-OUT COMPONENT SIDE SHOWN



CONTACT LAYOUT

	a	b	c	d	e
1	1	1	1	1	1
2	1	1	1	1	1
3	1	1	1	1	1
4	1	1	1	1	1
5	1	1	1	1	1
6	1	1	1	1	1
7	1	1	1	1	1
8	1	1	1	1	1
9	1	1	1	1	1
10	1	1	1	1	1
11	1	1	1	1	1
12	1	1	1	1	1
13	1	1	1	1	1
14	1	1	1	1	1
15	1	1	1	1	1
16	1	1	1	1	1
17	1	1	1	1	1
18	1	1	1	1	1
19	1	1	1	1	1
20	1	1	1	1	1
21	1	1	1	1	1
22	1	1	1	1	1
23	1	1	1	1	1
24	1	1	1	1	1
25	1	1	1	1	1

- NOTES:**
- 1 MATERIAL HOUSING : GREY GLASSFILLED POLYESTER
UL-RATING ∅
CONTACT : PHOSPHORBRONZE
 - 2 GENERAL PLATING SPECIFICATION: UNDERPLATING (ENTIRE CONTACT): 1,27µm NICKEL MIN. AND ACTION PIN: 0,5µm TIN MIN.
FOR PLATING OF MATING SURFACES SEE APPLICABLE SPECIFICATION REFERENCE FOR EACH DASH NUMBER.
 - 3 CONFORMS TO ALL TESTING ACCORDING IEC 61076-4-101 PERFORMANCE LEVEL 2.
 - 4 CONFORMS TO ALL TESTING ACCORDING IEC 61076-4-101 PERFORMANCE LEVEL 1.
 - 5 CONNECTOR TESTED AND QUALIFIED AGAINST TELCORDIA GR-1217-CORE QUALITY LEVEL III, CENTRAL OFFICE APPLICATIONS.
 - 6 CONNECTOR TESTED AND QUALIFIED AGAINST TELCORDIA GR-1217-CORE QUALITY LEVEL III, UNCONTROLLED ENVIRONMENT APPLICATIONS.
 - 7 CONNECTOR LUBRICATED WITH TELCORDIA GR-1217-CORE APPROVED LUBRICANT.
 - 8 CONNECTOR ASSEMBLY WITH LATCH HINGE FOR CABLE CONNECTOR.
 - 9 CONNECTOR MARKED WITH PARTNUMBER AND DATECODE
 - 10 PLATED-THROUGH HOLES AT 2x2mm SQUARE GRID.
 - 11 HOLES IN ROW f FOR POSSIBLE FUTURE USE OF GROUND RETURN SHIELDS. (NOT YET TOOLED)
 - 12 OBSOLETE PARTS: OBSOLETE CIS STREAMLINING PER D.RENAUD/D.SINISI

12	OBSOLETE	Y	∆	∆	∆	∆	1-5106014-9
		N		∆	∆	∆	1-5106014-1
12	OBSOLETE	Y	∆	∆	∆	∆	-5106014-9
12	OBSOLETE	N		∆	∆	∆	-5106014-4
		N		∆	∆	∆	5106014-1
CONSERVATION TREATMENT		CONTACT FINISH		PART NUMBER			

THIS DRAWING IS A CONTROLLED DOCUMENT.		DWN K.N.KIRAN 12AUG2004	Tyco Electronics Corporation 's-Hertogenbosch,5222AR-32	
DIMENSIONS: mm		CHK B.MOOIJ 23SEP2004	NAME	
TOLERANCES UNLESS OTHERWISE SPECIFIED:		APVD B.MOOIJ 23SEP2004	Z-PACK 2mm HM TYPE B 125 POS. RIGHT ANGLE MALE CONNECTOR ASSEMBLY	
0-PLC ±		PRODUCT SPEC	SIZE	
1-PLC ±		108-19082	CAGE CODE	
2-PLC ±		APPLICATION SPEC	DRAWING NO	
3-PLC ±		114-19029	RESTRICTED TO	
4-PLC ±		WEIGHT	A2 00779 C=5106014	
ANGLES ±		CUSTOMER DRAWING	SCALE 5:1 SHEET 1 OF 1 REV C	
FINISH				