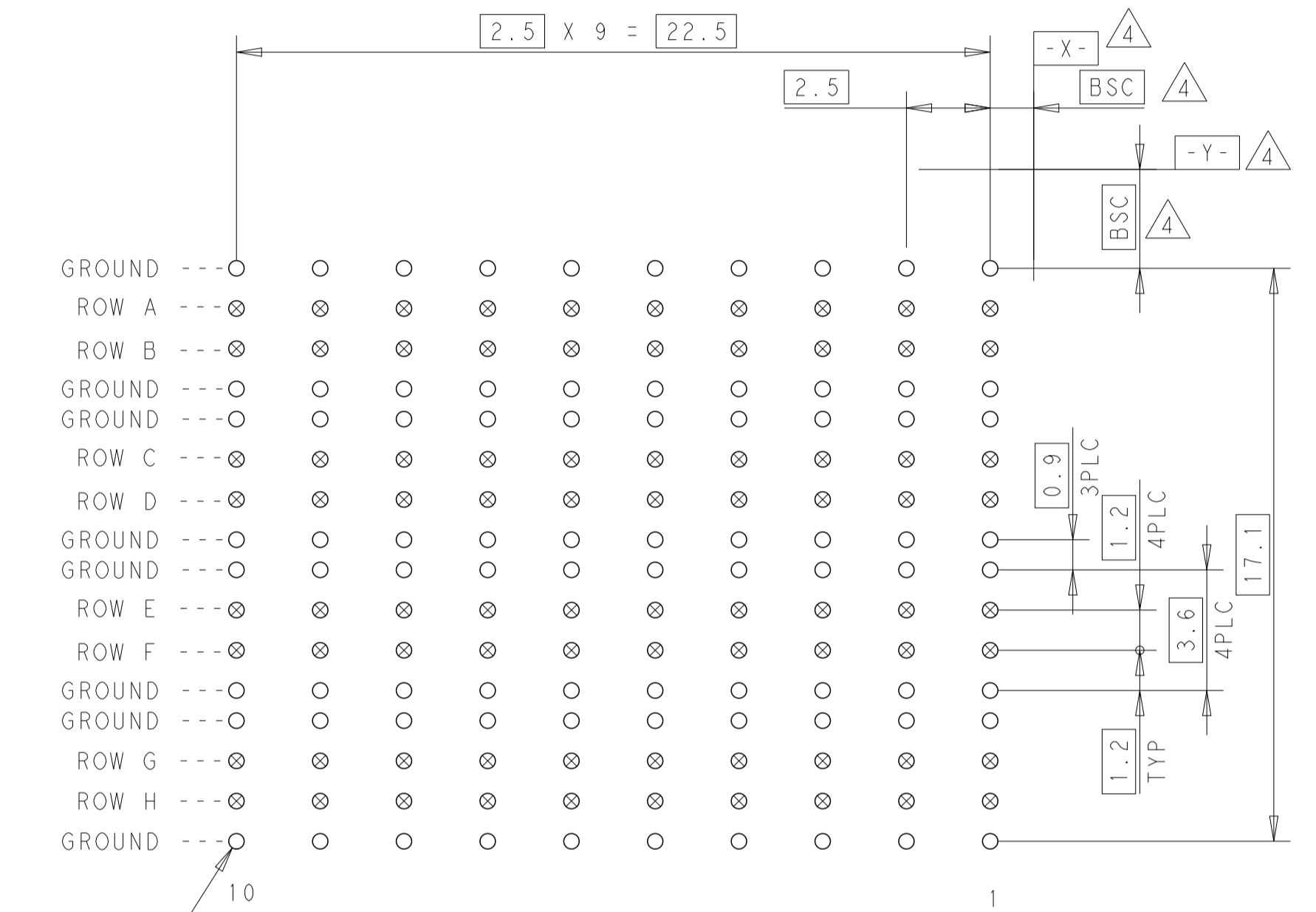
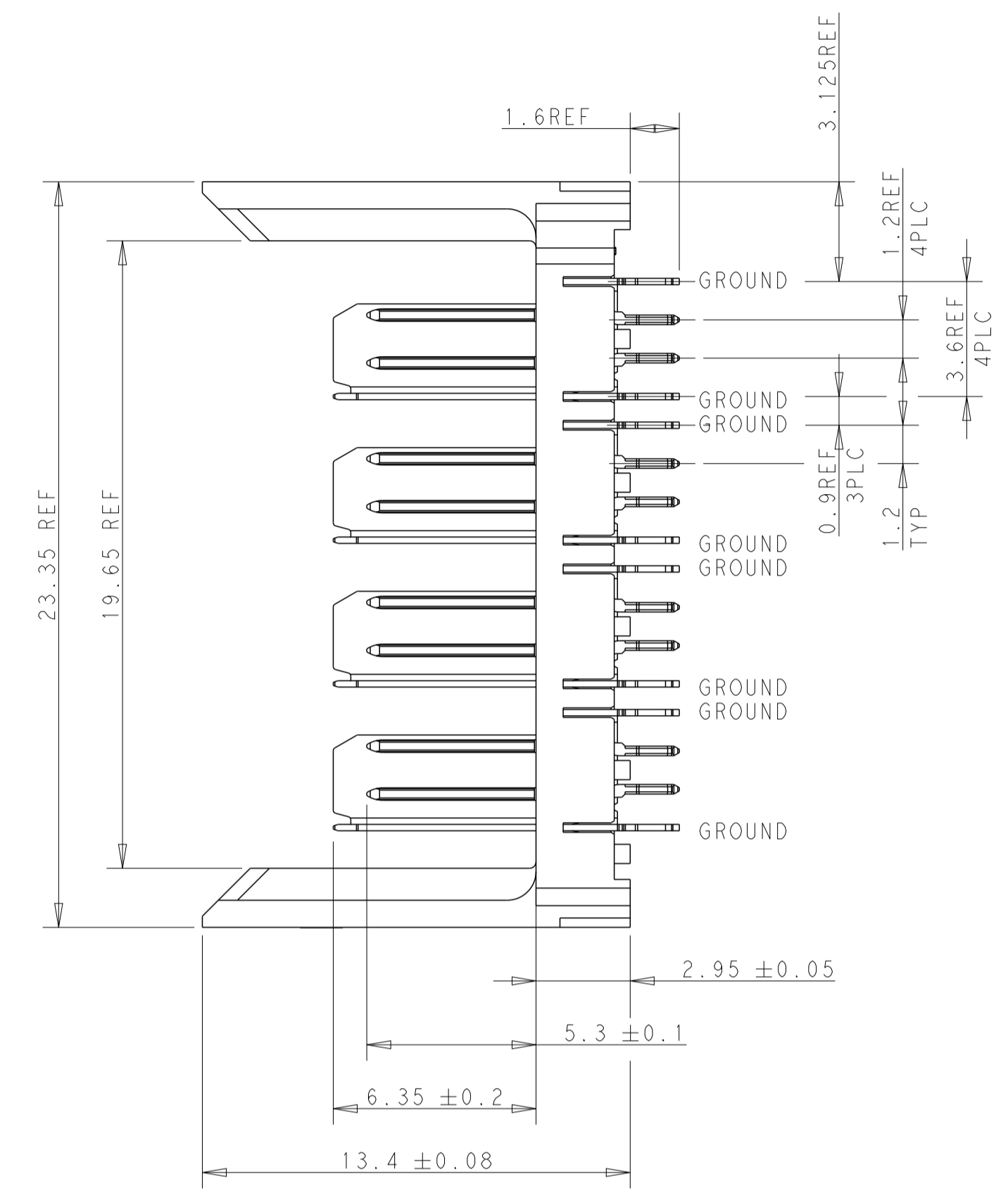
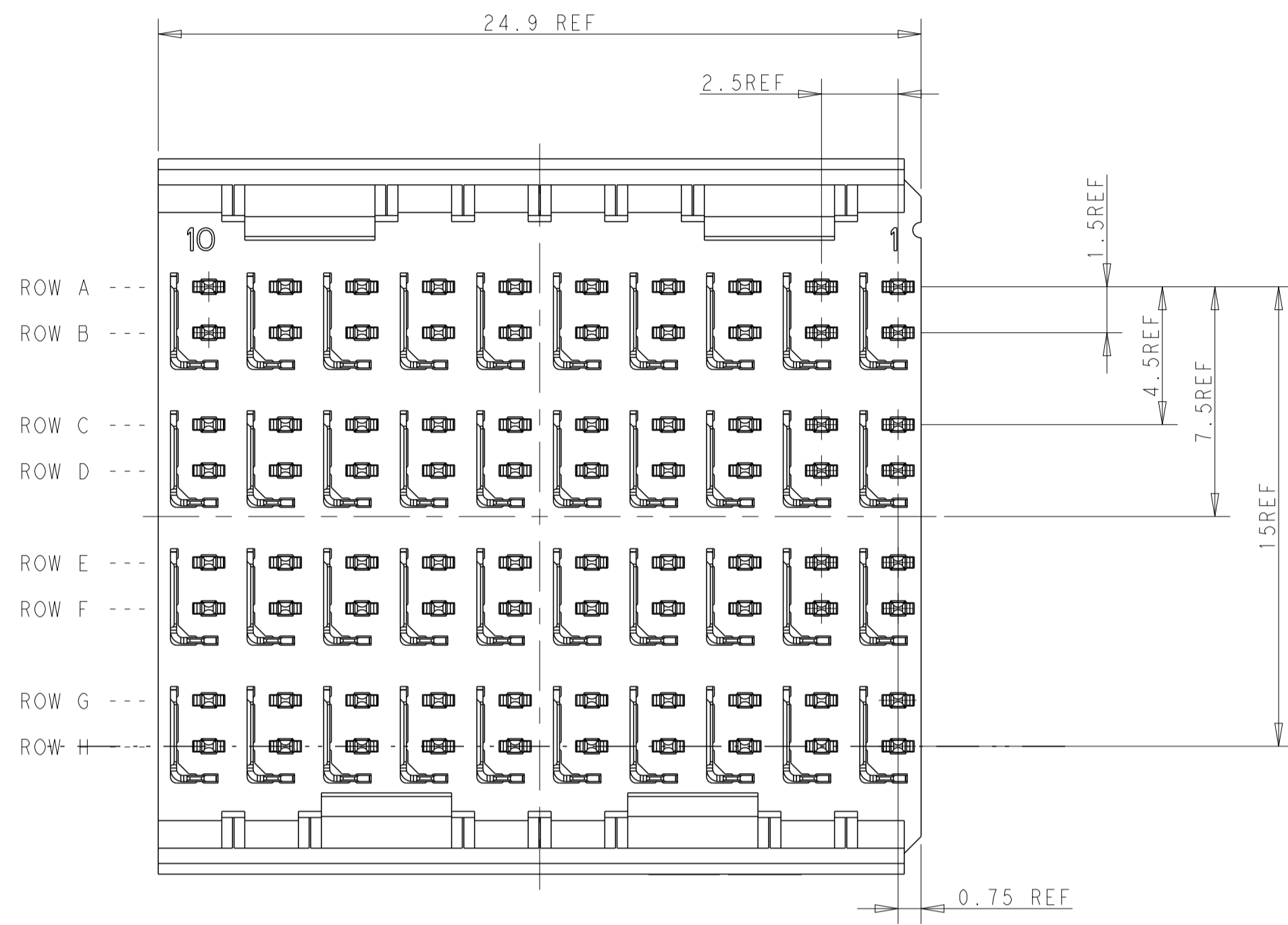
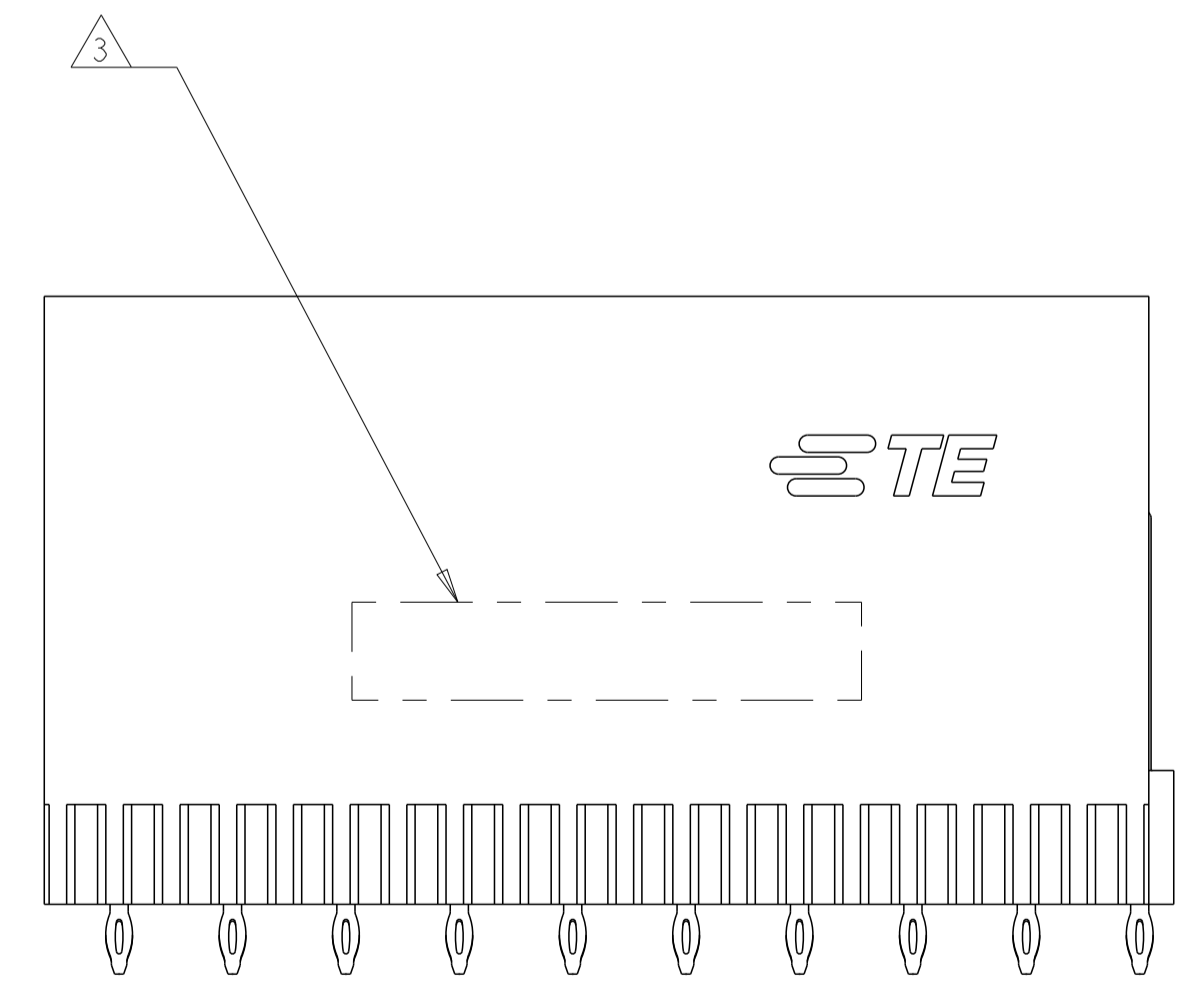


LOC		DIST		REVISIONS			
P	LTN	DESCRIPTION	DATE	DMN	APVD		
A		INITIAL RELEASE	7JAN2013	D.S	A.C		
B		PER ECR-13-008109	21MAY2013	D.S	M.Y		
C		PER ECR-15-012191	21AUG2015	D.S	F.Y		



6  $\phi 0.46$  REF  
 6  $\phi 0.05$  X Y  
 ALL PLATED HOLES.

RECOMMENDED PCB LAYOUT  
 VIEW FROM COMPONENT SIDE  
 SCALE 6:1



- 1 MATERIAL:  
CONTACT AND SHIELD: PHOSPHOR BRONZE  
HOUSING: THERMALPLASTIC, UL 94V-0
- 2 FINISH: SIGNAL AND GROUND CONTACTS:  
MATING AREA: MEETS THE PERFORMANCE REQUIREMENTS OF  
PRODUCT SPECIFICATION 108-2055-1; BASED ON TELCORDIA  
GR-1217-CORE, APPLICATIONS IN UNCONTROLLED ENVIRONMENTS  
COMPLIANT PIN AREA: 0.5  $\mu$ m MIN MATTE  
TIN OVER BASE PLATING
- 3 CONNECTOR MARKED WITH PART NUMBER AND DATE CODE
- 4 DATUMS AND BASIC DIMENSIONS ESTABLISHED BY CUSTOMER
- 5 FINISH: SIGNAL AND GROUND CONTACTS:  
0.76  $\mu$ m MIN. GOLD PLATING  
COMPLIANT PIN AREA: 0.5  $\mu$ m MIN MATTE TIN OVER BASE PLATING
- 6 CONTACT AREA LUBRICATED WITH BELLCORE  
APPROVED LUBRICANT. TECHNICAL REFERENCE:  
GR-1217-CORE, ISSUE 1, NOVEMBER 1995.
- 7 RECOMMENDED THRU HOLE DIAMETER AND PLATING THICKNESSES PLEASE  
REFER TO APPLICATION SPEC 114-13059

5	2170330-2
2	2170330-1
FINISH	PART NO.

DIMENSIONS: mm 		TOLERANCES UNLESS OTHERWISE SPECIFIED: 0-PLC ± 3-PLC ±0.20 5-PLC ± 4-PLC ± ANGLES FINISH		OWN: DAVID SHEN 23APR2012 CHK: SANDERS YAN 23APR2012 APVD: ALEY CAI 23APR2012 PRODUCT SPEC: 108-2055-1 APPLICATION SPEC: 114-13059 WEIGHT: - CUSTOMER DRAWING		NAME: ASSEMBLY DRAWING 4 PAIR, 10 COLUMN, VERTICAL HM ZD+, HEADER SIZE: A1 CAGE CODE: - DRAWING NO: C=2170330 SCALE: 8:1 SHEET: 1 OF 1 REV: C	
-----------------------	--	---	--	---	--	---	--