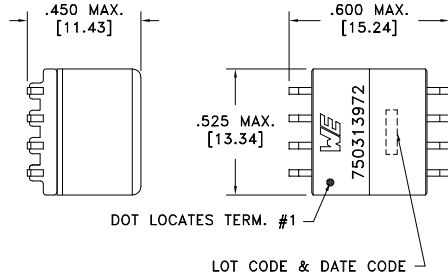
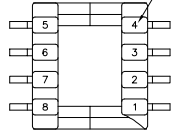


CUSTOMER TERMINAL	RoHS	LEAD(Pb)-FREE
Sn96%, Ag4%	Yes	Yes

more than you expect

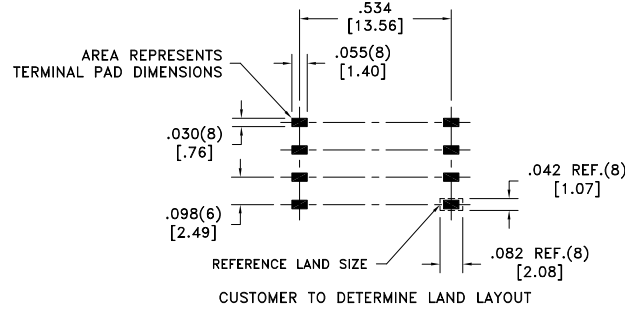
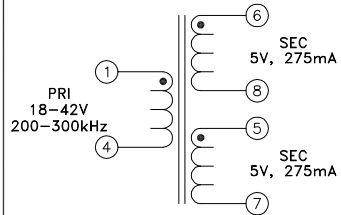


TERM. NO.'s FOR REF. ONLY



DOT LOCATES TERM. #1

LOT CODE & DATE CODE



ELECTRICAL SPECIFICATIONS @ 25°C unless otherwise noted:

PARAMETER	TEST CONDITIONS	VALUE
D.C. RESISTANCE	1-4 @20°C	0.08 ohms max.
D.C. RESISTANCE	5-7 @20°C	0.185 ohms ±10%
D.C. RESISTANCE	6-8 @20°C	0.185 ohms ±10%
INDUCTANCE	1-4 10kHz, 100mVAC, Ls	40.0uH ±10%
SATURATION CURRENT	20% rolloff from initial	2.0A
LEAKAGE INDUCTANCE	1-4 tie(5+6+7+8), 100kHz, 100mVAC, Ls	400nH typ., 1.0uH max.
DIELECTRIC	1-8 1875VAC, 1 second	1500VAC, 1 minute
DIELECTRIC	1-7 1875VAC, 1 second	1500VAC, 1 minute
URNS RATIO	(1-4):(6-8)	1:1, ±1%
URNS RATIO	(1-4):(5-7)	1:1, ±1%

GENERAL SPECIFICATIONS:

Designed to comply with the following requirements as defined by IEC61558-2-16:
 - Basic insulation for a primary circuit at a working voltage of 50Vrms.

Wire insulation & RoHS status not affected by wire color.
 Wire insulation color may vary depending on availability.

REV.	DATE	Packaging Specifications Method: Tape & Reel PKG-0328 www.we-online.com/midcom		Tolerances unless otherwise specified: Angles: ±1° Fractions: ±1/64 Decimals: ±.005 [.13] Footprint: ±.005 [.13]	DRAWING TITLE TRANSFORMER	PART NO. 750313972
6A	3/14	SEE REVISION SHEET FOR REVISION LEVEL	REVISION LEVEL	This drawing is dual dimensioned. Dimensions in brackets are in millimeters.	eiSos p/n: 750313972	SPECIFICATION SHEET 1 OF 1