

**SAFETY ORGANIZATIONS**

THIS FILTER HAS BEEN FORMALLY RECOGNIZED, CERTIFIED OR APPROVED BY THE LISTED AGENCY. THEREFORE, ALL TEST REQUIREMENTS SPECIFIED IN THE LATEST REVISION OF THE FOLLOWING AGENCY STANDARDS HAVE BEEN MET:

UL RECOGNIZED: UL 1283  
 CSA CERTIFIED: CSA C22.2, NO. 8  
 TUV LICENSED: EN 60950

**OPERATING SPECIFICATIONS**

LINE CURRENT/VOLTAGE: 60 AMP, 150 VDC 55°C (UL & CSA)  
 60 AMP, 120 VDC 55°C (TUV)

LINE FREQUENCY: 0 Hz

MAXIMUM LEAKAGE CURRENT,  
 EACH LINE TO GROUND: NOT APPLICABLE

OPERATING AMBIENT TEMP. RANGE: -10°C TO +55°C @ RATED CURRENT, I<sub>r</sub>.

IN AN AMBIENT, T<sub>a</sub>, HIGHER THAN 40°C, THE MAXIMUM OPERATING CURRENT, I<sub>o</sub>, IS AS FOLLOWS:

$$I_o = I_r \sqrt{\frac{100 - T_a}{45}}$$

**RELIABILITY SPECIFICATIONS:**

STORAGE TEMPERATURE: -40°C TO +85°C  
 HUMIDITY: 21 DAYS @ 40°C 95% RH.  
 CURRENT OVERLOAD TEST: 6 TIMES I<sub>r</sub> FOR 8 SECONDS

**TEST SPECIFICATIONS:**

INDUCTANCE: 0 mH NOMINAL  
 CAPACITANCE: (MEASURED @ 1KHz, 0.250VAC MAX., 25°C ± 1°C)  
 LINE TO GROUND: 0.6 μF ± 20%  
 LINE TO LINE: 0.3 μF ± 20%  
 DISCHARGE RESISTOR: 330k Ω  
 L/G AND L/L I.R.  
 NO DISCHARGE RESISTOR: 6000MΩ (MIN.) @ 100VDC, 20°C AND 50% RH

**RECOMMENDED RECEIVING INSPECTION HIPOT:**

LINE TO GROUND: 2121 VDC FOR 1 MINUTE  
 LINE TO LINE: 1768 VDC FOR 1 MINUTE

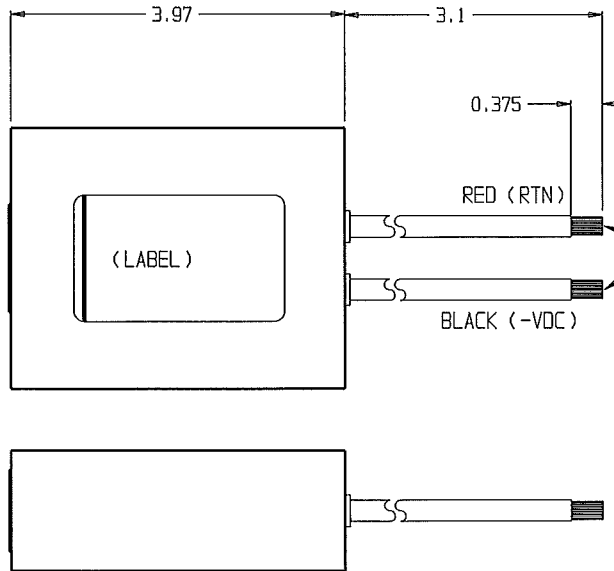
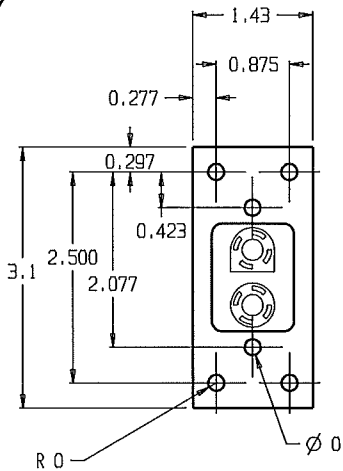
**FILTER APPROVAL:**

THE BEST WAY TO SELECT AND QUALIFY A FILTER IS FOR YOUR ENGINEERING TO TEST THE UNIT IN YOUR EQUIPMENT.

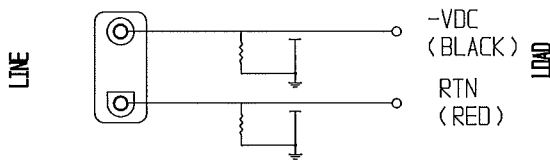
**CUSTOMER DRAWING**

**CATALOG # 60DBF8**

EC #	APPRVD.	DATE
09-022309	<i>[Signature]</i>	02OCT09



WIRE, #6 AWG, 300V  
 EXTRA FLEXIBLE  
 IAW UL 10198  
 (2 PLACES)



**NOTE**

NOT RECOMMENDED FOR HOT SWAP APPLICATIONS  
 NOT RECOMMENDED FOR CURRENT INTERRUPTING

50Ω - 50Ω (MINIMUM) INSERTION LOSS											THIRD ANGLE PROJECTION		 CORCON PRODUCTS, 620 S. BUTTERFIELD RD. HUNDELEIN IL 60060				
FREQUENCY MHz	.05	.10	.15	0.5	1.0	3.0	5.0	10	20	30	UNLESS OTHERWISE SPECIFIED, TOLERANCE TO BE ±.025 MATERIAL & FINISH: AS SUPPLIED			POWER LINE FILTER			
COMMON dB	15	22	25	35	42	50	58	54	38	36	TYCO ELECTRONICS PART NO. : 4-1609075-5			SCALE: NTS	DATE: 13MAR06	CATALOG NO.	REV.
DIFF. dB	9	15	18	30	34	40	44	44	48	52	THIS INFORMATION IS CONFIDENTIAL AND PROPRIETARY TO TYCO ELECTRONICS CORPORATION AND ITS WORLDWIDE SUBSIDIARIES AND AFFILIATES. IT MAY NOT BE DISCLOSED TO ANYONE OTHER THAN TYCO ELECTRONICS PERSONNEL, WITHOUT WRITTEN AUTHORIZATION FROM TYCO ELECTRONICS CORPORATION, HARRISBURG, PENNSYLVANIA USA			DRW. BY: PJO	DRIG: PJO	60DBF8	6