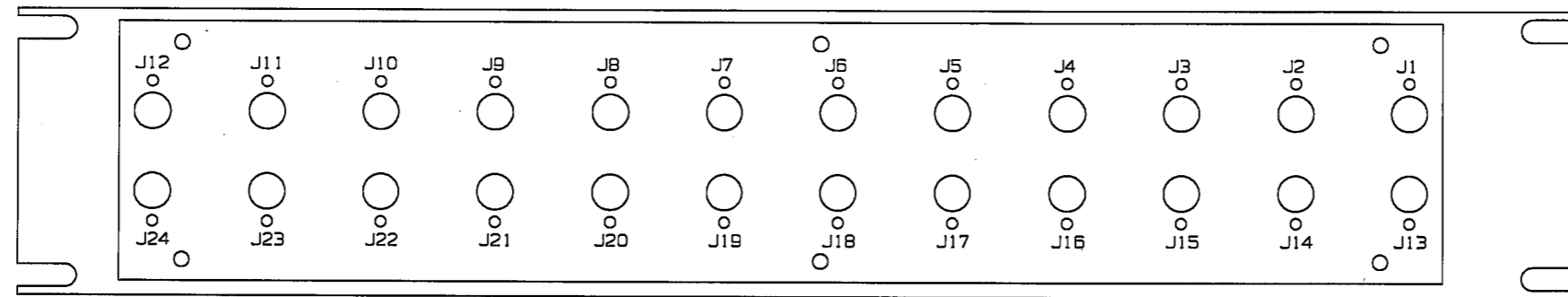
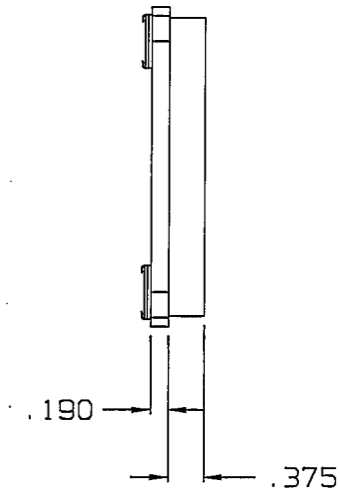
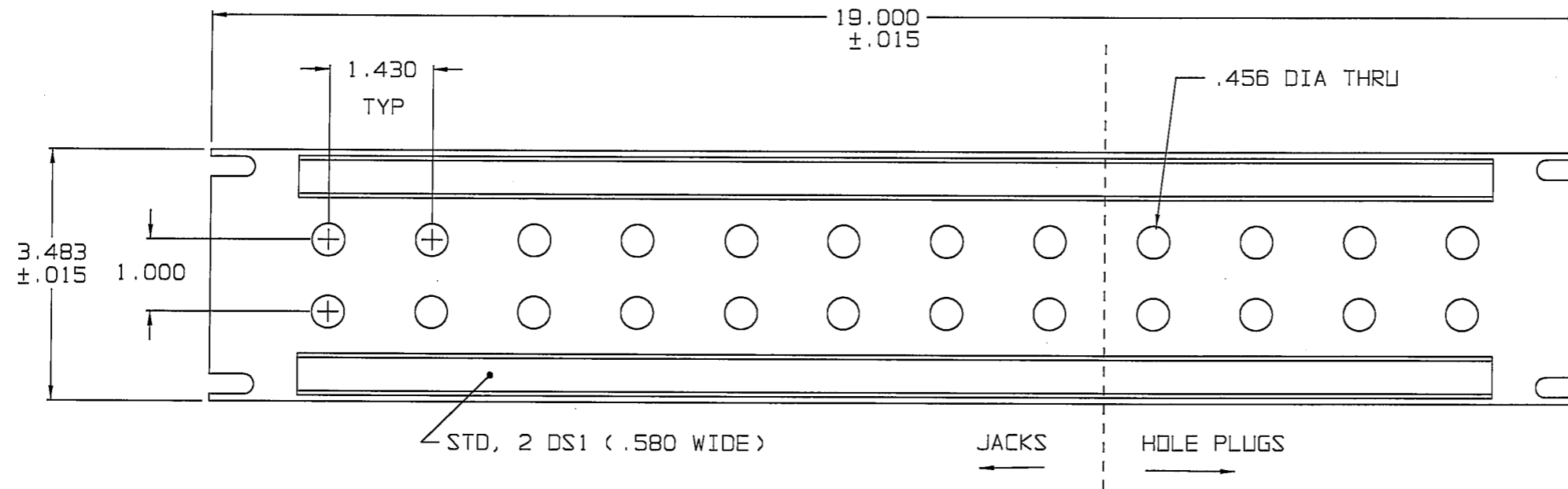


RED INDICATES ORIGINAL

DATA CONTAINED IN THIS DOCUMENT IS PROPRIETARY TO TROMPETER ELECTRONICS INC. AND SHALL NOT BE DISCLOSED, COPIED OR USED FOR PROCUREMENT OR MANUFACTURE WITHOUT EXPRESS WRITTEN PERMISSION OF TROMPETER ELECTRONICS INC.

REVISIONS		155-1084	SH 1
REV	DESCRIPTION	DATE	APPROVED
C	REVISED PER ECO 15913	8-5-05	JM



REAR VIEW

3. PANEL LOADED WITH SIXTEEN (16) J9 JACKS FROM LEFT TO RIGHT (J1 THRU J8 AND J13 THRU J20) - NOT SHOWN  
HOLE PLUGS (HP437) IN ALL REMAINING HOLES
2. PANEL PER EIA-310
1. STD FINISH, TFS-2A; LIGHT GRAY SEMIGLOSS ENAMEL, MIL-E-15090B, TYPE III, CLASS 2  
COLOR NO 26307/FED-STD-595

INTERPRET DRAWING PER MIL-STD-100 DIMENSIONS ARE IN INCHES AND INCLUDE FINISH THICKNESS UNLESS OTHERWISE SPECIFIED		TOL: UNLESS SPECIFIED .XX ± .02 .XXX ± .010 .XXXX ± .010 ANGLES				
DRAWN AAH	DATE 8-2-05	MATERIAL:	TITLE: PANEL, JS-24W			
CHECKED S.K.M.	DATE 8-2-05	FINISH:	SIZE A	CAGE CODE 14949	DRAWING NO. 155-1084	REV. C
QUALITY MS	DATE 8/4/05	SCALE 1/2	DATE 1-9-03	SHEET 1C		
HAND JK	DATE 8-3-05	DO NOT SCALE DWG				
APPROVED JM	DATE 8-3-05	NEXT ASSY				
CAD FILE NO. 155-1084C						