

Resin finger guards

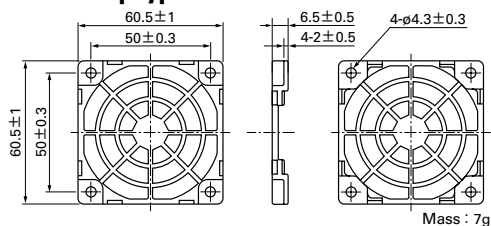
DC AC

Dimensions(unit : mm)

Material Frame : Resin (PPE+PS) UL File No.E82268 94V-0

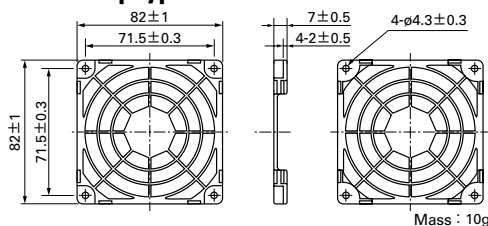
60mm sq. type

Model : 109-1003G



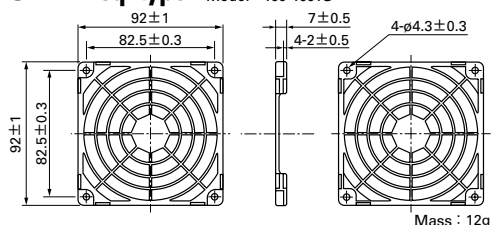
80mm sq. type

Model : 109-1002G



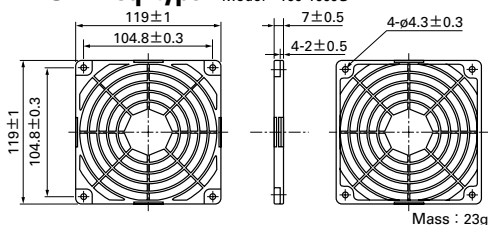
92mm sq. type

Model : 109-1001G



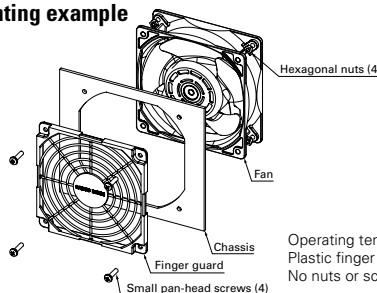
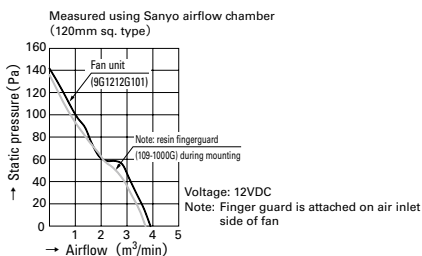
120mm sq. type

Model : 109-1000G



Airflow and Static Pressure Characteristics

Mounting example



Operating temperature limit is between -20°C to +70°C (non condensing)  
Plastic finger guards are placed on both the intake and exhaust sides of the fan.  
No nuts or screws for use in attachment included.

Resin filter kits

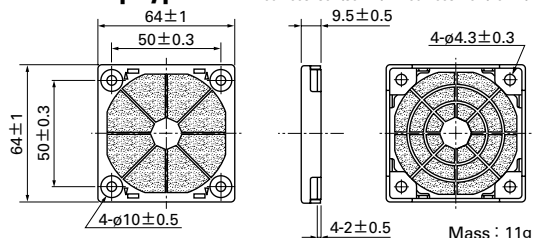
DC AC

Dimensions (unit : mm)

Material Guard, cover : Resin (PPE+PS) UL File No.E82268 94V-0  
Filter : Polyurethane foam UL File No.E74916(S) 94HF-1

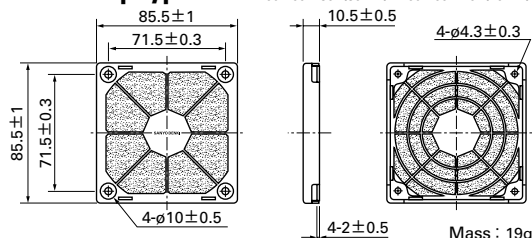
60mm sq. type

Model : 109-1003F13 (13PPI) 109-1003F20 (20PPI)  
: 109-1003F30 (30PPI) 109-1003F40 (40PPI)



80mm sq. type

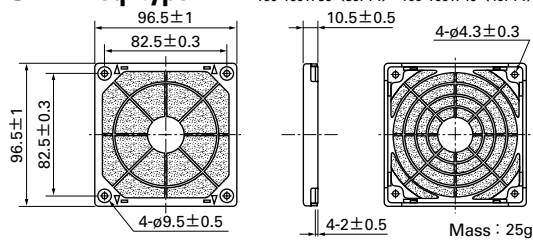
Model : 109-1002F13 (13PPI) 109-1002F20 (20PPI)  
: 109-1002F30 (30PPI) 109-1002F40 (40PPI)



- Replacement filter (5 sheets each)
- 60mm sq. type
    - 109-1003M13 (13PPI)
    - 109-1003M20 (20PPI)
    - 109-1003M30 (30PPI)
    - 109-1003M40 (40PPI)

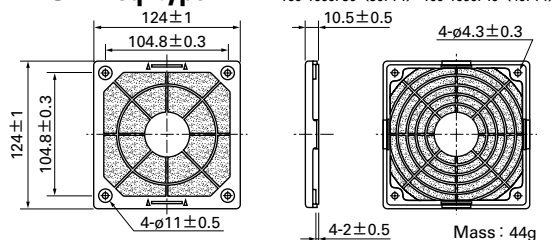
92mm sq. type

Model : 109-1001F13 (13PPI) 109-1001F20 (20PPI)  
: 109-1001F30 (30PPI) 109-1001F40 (40PPI)



120mm sq. type

Model : 109-1000F13 (13PPI) 109-1000F20 (20PPI)  
: 109-1000F30 (30PPI) 109-1000F40 (40PPI)



- 80mm sq. type
- 109-1002M13 (13PPI)
  - 109-1002M20 (20PPI)
  - 109-1002M30 (30PPI)
  - 109-1002M40 (40PPI)

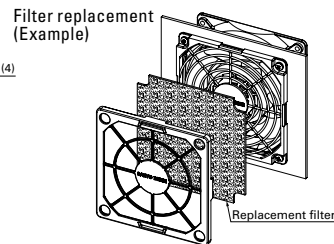
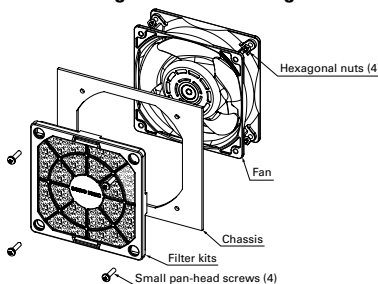
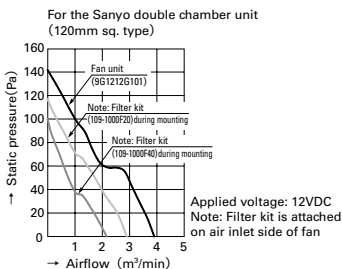
- 92mm sq. type
- 109-1001M13 (13PPI)
  - 109-1001M20 (20PPI)
  - 109-1001M30 (30PPI)
  - 109-1001M40 (40PPI)

- 120mm sq. type
- 109-1000M13 (13PPI)
  - 109-1000M20 (20PPI)
  - 109-1000M30 (30PPI)
  - 109-1000M40 (40PPI)

PPI Particles Per Inch : Indicates the number of holes per inch. Note that the higher the number, the finer the grain of the sponge.

Airflow and Static Pressure Characteristics

Reference Diagram For Mounting



● Replacement filters can be replaced by taking off the front part of the filter kit. There is no need to remove the screws.

● Filter kit is one of the option to keep air in the chassis clean filtering dust in external atmosphere when pulling-air cooling is implemented. The filter kit is hooked up through mounting hole of fan frame with screw as well as finger guard. Some performances (airflow & static pressure) of the fan motor decreases when filter kit is hooked up. ● This Filter Kit is composed of 3 components, including a guard, a filter and a cover. It is delivered as a finished product at delivery, saving assembly time when mounting. It can be mounted by inserting a screw in the apertures of the cover. ● The filter and cover can be easily removed from the guard with one touch. There is no need for fan removal when undertaking maintenance. ● Operating temperature limit is between -10°C to +60°C (non condensing). ● The filter will deteriorate with age, and the level of deterioration will vary upon usage conditions. Please be aware that the filter has a greater tendency to deteriorate under high temperature and humidity. For long-term storage, please store under the temperature range of 10°C to 30°C, humidity range of 20% to 65%. Usage and storage period is approximately 2 years. ● Cooling ability decreases with filter contamination due to clogging. Filter replacement is recommended approximately every six months of usage. Please replace the filter if deterioration or clogging is seen at inspection. ● When replacing the filter, please use genuine SANYO DENKI filters. ● Do not water-wash the filter. ● Avoid use and storage under high temperature or humidity, direct sunlight or exposure to ultraviolet light, or in corrosive gas. ● No nuts or screws for use in attachment included.