

DASH NO	DESCRIPTION
-1	CAP (NO CHAIN)
-2	CAP WITH 2.5 BRASS CHAIN
-3	CAP WITH 2.5 NYLON CHAIN
-4	CAP WITH 3.0 BRASS CHAIN
-5	CAP WITH 3.0 NYLON CHAIN
-6	CAP WITH 5.0 BRASS CHAIN
-7	CAP WITH 5.0 NYLON CHAIN
-8	CAP WITH 4.0 BRASS CHAIN
-9	CAP WITH 4.0 NYLON CHAIN
-10	CAP WITH 10.0 BRASS CHAIN
-11	CAP WITH 10.0 NYLON CHAIN
-12	CAP WITH 2.5 JACKETED STAINLESS STEEL ROPE
-13	CAP WITH 3.0 JACKETED STAINLESS STEEL ROPE
-14	CAP WITH 5.0 JACKETED STAINLESS STEEL ROPE

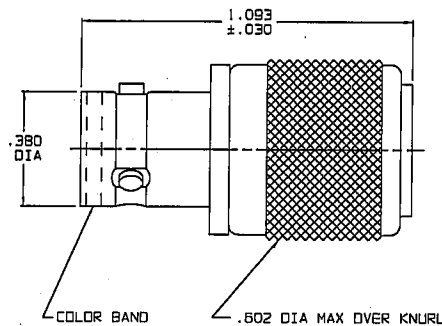
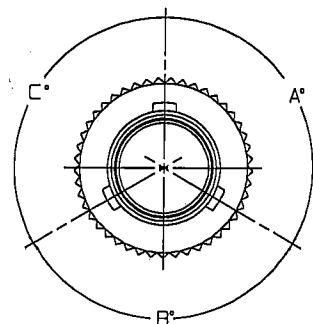
MODEL NO	TYPE CONN	POLARIZATION					COLOR BAND
		A DEGREE	B DEGREE	C DEGREE	D DEGREE		
RF177	3 LUG	120°	120°	120°			
RF177FL	4 LUG	90°	90°	90°	90°		
RF177T	3 LUG	100°	150°	110°		RED	
RF177U		120°	130°	110°		ORANGE	
RF177V		115°	130°	115°		YELLOW	
RF177W		125°	110°	125°		GREEN	
RF177X		130°	100°	130°		BLUE	
RF177Y		110°	140°	110°		VIOLET	
RF177Z		100°	160°	100°		GRAY	
RF177S		135°	135°	90°		WHITE	

DASH NO	"A" DIA	"B" DIA	"C" DIM
-D2	.630	.750	1.066
-D3	.505	.625	.941
-D4	.439	.562	.878
-D5	.380	.500	.816
-D6	.317	.437	.753
-D7	.281	.406	.722
-D8	.610	.750	1.066
-D9	.567	.687	1.003

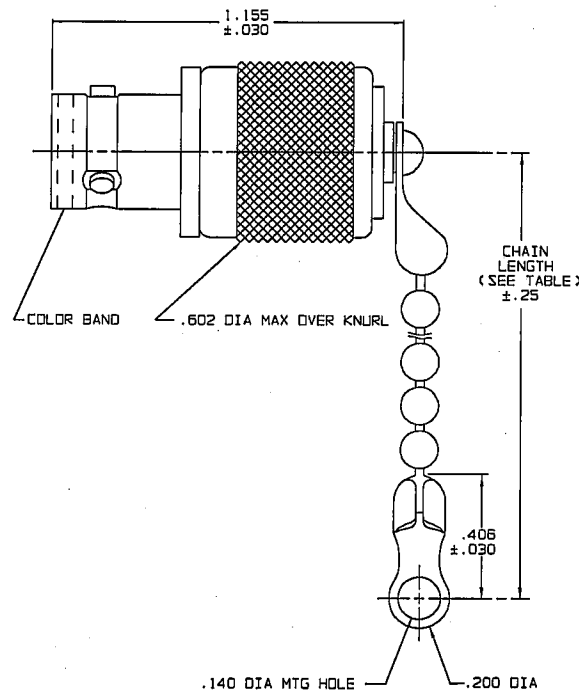
DATA CONTAINED IN THIS DOCUMENT IS PROPRIETARY TO TROMPETER ELECTRONICS INC. AND SHALL NOT BE DISCLOSED, COPIED OR USED FOR PROCUREMENT OR MANUFACTURE WITHOUT EXPRESS WRITTEN PERMISSION OF TROMPETER ELECTRONICS INC.

REVISIONS		1-0325	SH 1
REV	DESCRIPTION	DATE	APPROVED
N	REVISED PER ECD 14475	4-12-02	W/M

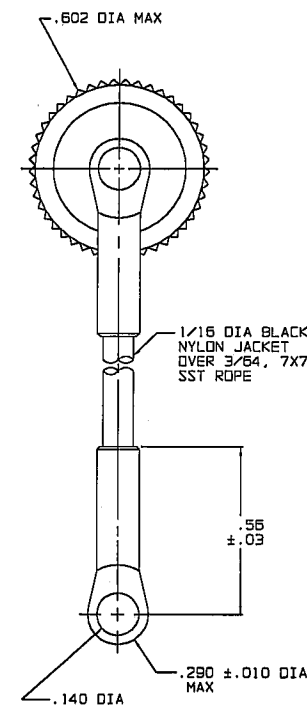
RED INDICATES ORIGINAL



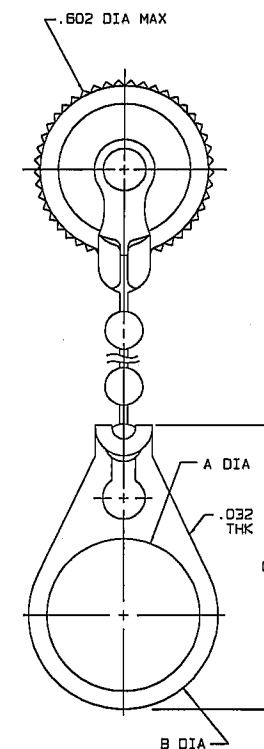
-1 SHOWN
NO CHAIN/ROPE
OR MOUNTING LUG



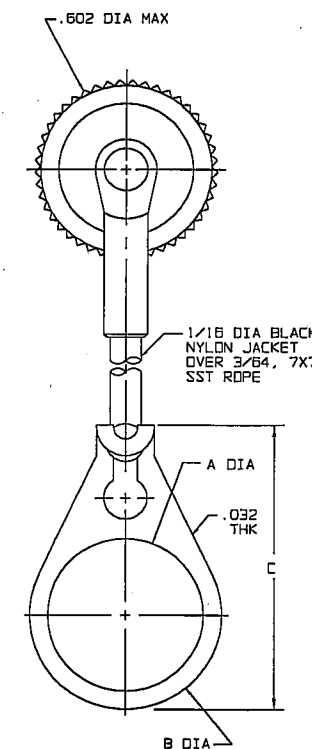
-2 THRU
-11 SHOWN
STANDARD CHAIN AND
MOUNTING LUG



-12-THRU
-14-SHOWN
STAINLESS STEEL ROPE
AND MOUNTING LUG



-2-D2 THRU
-11-D9 SHOWN
STANDARD CHAIN AND
BULKHEAD MOUNTING LUG



-12-D2 THRU
-14-D9 SHOWN
STAINLESS STEEL ROPE
AND MOUNTING LUG

4. EXAMPLE OF COMPLETE MODEL NO:
RF177 I - 3 - D2
- BASIC MODEL NO:
RF177 (3-LUG)
RF177FL (4-LUG)
- POLARIZATION LETTER
NONE REQUIRED FOR
STANDARD POLARIZATION
(SEE TABLE 2)
- BULKHEAD JACK MOUNTING LUG
(OPTIONAL SEE TABLE 3)
- CHAIN/ROPE MATL & LENGTH
(SEE TABLE 1)
3. 3 AND 4 LUG BNC STYLE DUST CAP WITH OR WITHOUT
CHAIN OR SST ROPE AND MOUNTING LUG OPTION
2. FINISH: TFS-1A (NICKEL)
1. ALL DIMENSIONS ARE IN INCHES

INTERPRET DRAWING PER MIL-STD-100 DIMENSIONS ARE IN INCHES AND INCLUDE FINISH THICKNESS UNLESS OTHERWISE SPECIFIED	TOL: UNLESS SPECIFIED .XX .XXX ±.005 .XXXX ANGLES		TITLE: RF177/RF177FL
DRAWN: AAH CHECKED: [Signature] DATE: 4-12-02 QUALITY: [Signature] DATE: 4-12-02 MANUFACTURED: [Signature] DATE: 4/12/02 APPROVED: [Signature] DATE: 4/12/02	MATERIAL:		SIZE: B CAGE CODE: 14949 DRAWING NO.: 1-0325 REV.: N
NEXT ASSY: CAD FILE NO. 1-0325N1	DO NOT SCALE DWG	SCALE: 2/1	DATE: 8-15-73 SHEET: 1 OF 2