

Surge protection device - CN-LAMBDA/4-2.25-BB - 2801057

Please be informed that the data shown in this PDF Document is generated from our Online Catalog. Please find the complete data in the user's documentation. Our General Terms of Use for Downloads are valid (<http://phoenixcontact.com/download>)

Attachment plug with Lambda/4 technology as surge protection for coaxial signal interfaces. Connection: N connectors socket-socket



Key Commercial Data

Packing unit	1 pc
Weight per Piece (excluding packing)	280.0 g
Custom tariff number	85363010
Country of origin	China

Technical data

Dimensions

Height	78.7 mm
Width	25 mm
Depth	77.5 mm
Length	77.5 mm

Ambient conditions

Ambient temperature (operation)	-40 °C ... 85 °C
Degree of protection	IP68

General

Housing material	HPb59-1
Color	nickel
Standards for clearances and creepage distances	IEC 60664-1
Mounting type	Connection-specific intermediate plugging
Type	Attachment plug
Number of positions	1
Direction of action	Line-Shield/Earth Ground

Surge protection device - CN-LAMBDA/4-2.25-BB - 2801057

Technical data

Protective circuit

IEC test classification	C2
	C3
	D1
Nominal current I_N	5 A (25 °C)
Nominal discharge current I_n (8/20) μ s	50 kA
Nominal discharge current I_n (8/20) μ s (Core-Earth)	50 kA
Nominal discharge current I_n (8/20) μ s (Core-Shield)	50 kA
Total surge current (8/20) μ s	60 kA
Total surge current (10/350) μ s	20 kA
Max. discharge current I_{max} (8/20) μ s	60 kA
Max. discharge current I_{max} (8/20) μ s maximum (Core-Earth)	60 kA
Max. discharge current I_{max} (8/20) μ s maximum (Core-Shield)	60 kA
Impulse discharge current (10/350) μ s, peak value I_{imp}	20 kA
Output voltage limitation at 1 kV/ μ s (Core-Earth) spike	≤ 1 V
Output voltage limitation at 1 kV/ μ s (Core-Shield) spike	≤ 1 V
Voltage protection level U_p (core-ground)	≤ 25 V (C2 - 10 kV / 5 kA)
	≤ 5 V (C1 - 1 kV/500 A)
	≤ 18 V (6 kV/3 kA)
Voltage protection level U_p (core-shield)	≤ 5 V (C1 - 1 kV/500 A)
	≤ 25 V (C2 - 10 kV / 5 kA)
	≤ 18 V (6 kV/3 kA)
Input attenuation aE, asym.	typ. 0.1 dB
Frequency range	0.8 GHz ... 2.25 GHz
Standing wave ratio SWR in a 50 Ω system	typ. 1.2
	max. 1.25
Permissible HF power P_{max} at VSWR = xx (50 ohm system)	≤ 500 W
	≤ 4 kW (peak)
Impulse durability (conductor-ground)	C1 - 1 kV/500 A
	C2 - 10 kV/5 kA
	D1 - 2,5 kA

Connection data

Connection method	N connector 50 Ω
Connection type IN	N connector, female
Connection type OUT	N connector, female

Surge protection device - CN-LAMBDA/4-2.25-BB - 2801057

Classifications

eCl@ss

eCl@ss 4.0	27140201
eCl@ss 4.1	27130801
eCl@ss 5.0	27130801
eCl@ss 5.1	27130801
eCl@ss 6.0	27130807
eCl@ss 7.0	27130807
eCl@ss 8.0	27130807
eCl@ss 9.0	27130807

ETIM

ETIM 3.0	EC000943
ETIM 4.0	EC000943
ETIM 5.0	EC000943

UNSPSC

UNSPSC 6.01	30212010
UNSPSC 7.0901	39121610
UNSPSC 11	39121610
UNSPSC 12.01	39121610
UNSPSC 13.2	39121620

Approvals

Approvals

Approvals

EAC / EAC

Ex Approvals

Approvals submitted

Approval details

EAC

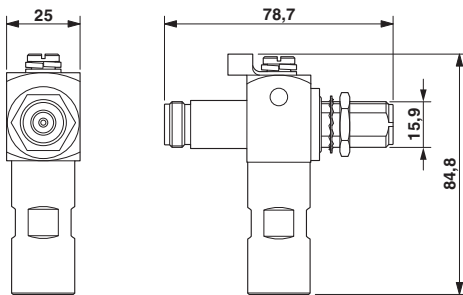
Surge protection device - CN-LAMBDA/4-2.25-BB - 2801057

Approvals

EAC

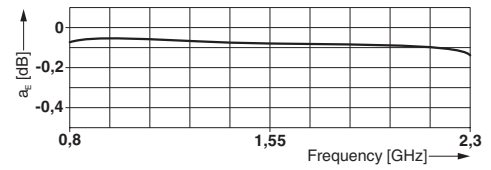
Drawings

Dimensional drawing

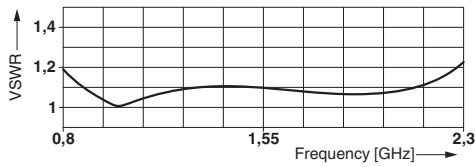


Dimensional drawing
CN-LAMBDA/4-2.25-BB

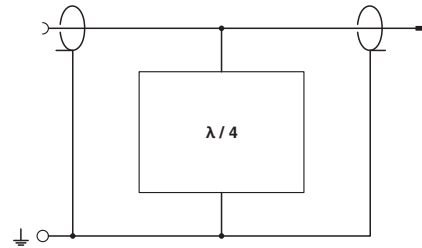
Diagram



Diagram



Circuit diagram



Circuit diagram